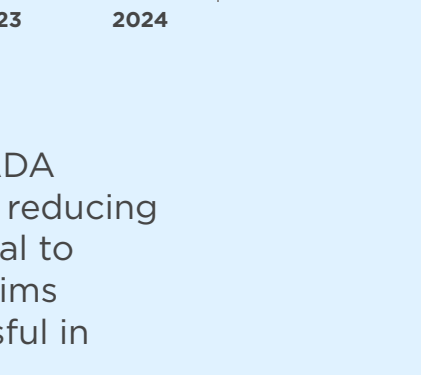


## 2024 MIDYEAR REPORT

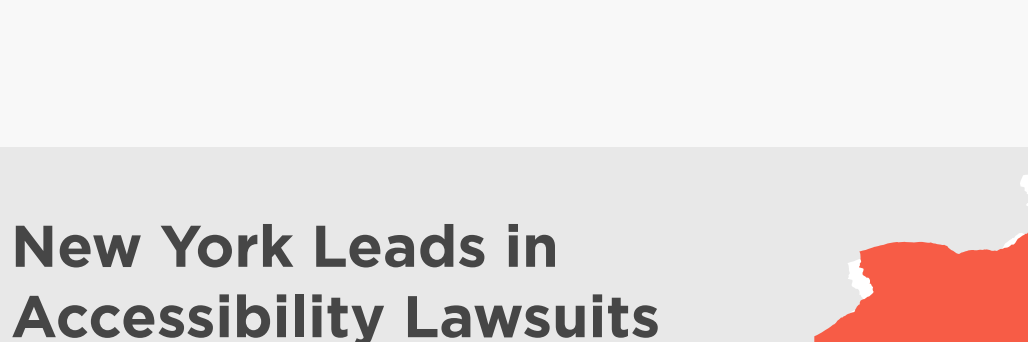
### ADA Digital Accessibility Lawsuits: Websites, Mobile, and Video

The UsableNet research team monitors and documents all digital accessibility-related lawsuits where a website, mobile app, or video content is the subject of a claim in federal court under the ADA or in state courts in New York and California. The following report outlines trends found as of midyear 2024. Data and images can be shared when referencing UsableNet as a source and linking to [www.usablenet.com](http://www.usablenet.com)

#### Stricter Judicial Review Amidst High ADA Lawsuit Rates



Number of cases between 2018 and 2024



Judges are now more critical when reviewing ADA lawsuits, asking for more details from plaintiffs, reducing the total number of lawsuits. However, it's crucial to emphasize that over 100 companies receive claims weekly, and plaintiffs remain active and successful in securing settlements.

#### New York Leads in Accessibility Lawsuits



New York has the most active plaintiffs in federal and state court filings. This is a critical area of focus for companies selling goods and services to customers in New York, regardless of where the company is headquartered.

Number of cases filed in California, New York, and Florida so far this year



#### Leading Defense and Plaintiff Firms



1

**DEFENDANT LAWYERS**

STEIN & NIEPORENT LLP

**PLAINTIFF LAWYERS**

MIZRAHI KROUB LLP

2

DENTONS US LLP

STEIN SAKS, PLLC

3

O'HAGAN MEYER LLC

MARS KHAIMOV LAW, PLLC

4

MORGAN, LEWIS & BOCKIUS LLP

MANNING LAW APC

5

JACKSON LEWIS P.C.

JEFFREY GOTTLIEB, ESQ (GOTTLIEB & ASSOCIATES)

6

SEYFARTH SHAW LLP

GABRIEL LEVY, P.C.

7

LEWIS BRISBOIS BISGAARD & SMITH LLP

SHAKED LAW GROUP, P.C.

8

LAW OFFICES OF NOLAN KLEIN, P.A.

PACIFIC TRIAL ATTORNEYS, APC

9

KAUFMAN DOLOWICH & VOLUCK LLP


LAW OFFICE OF PELAYO DURAN, PA

10

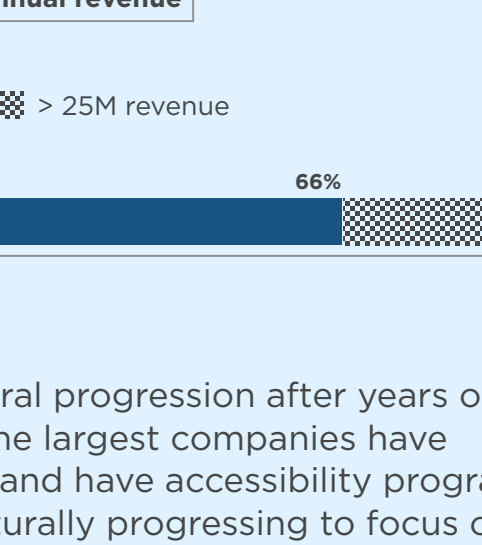
BLANK ROME LLP

RODERICK HANNAH, ESQ., P.A.

#### eCommerce and Restaurant Websites Under Scrutiny



22%  
Other industries




78%  
eCommerce

**Industry**

Industry	Total Percent
eCommerce	78%
Food Service Industry	11%
Education	3%
Entertainment & Leisure	3%
Other	1%
Travel/Hospitality	1%
Healthcare	1%
Fitness & Wellness	< 1%
Real Estate Agencies & Properties	< 1%
Automotive	< 1%
Self-Service	< 1%
Insurance	< 1%
Banking/Financial	< 1%
<b>Grand Total</b>	<b>100%</b>


eCommerce and food ordering websites, which offer pickup and delivery services, face the majority of lawsuits. In comparison, simpler websites that only provide information receive fewer lawsuits. Complex websites give plaintiffs many chances to find and document accessibility issues, leading to more legal challenges.

#### No Company is Too Small




Most companies that received lawsuits have annual revenue under 25 million. This trend reflects how plaintiff firms submit claims in large volumes.

Cases filed so far in 2024 based on company's estimated annual revenue



This trend is a natural progression after years of lawsuits. Many of the largest companies have already been sued and have accessibility programs, so plaintiffs are naturally progressing to focus on smaller companies. The increasing in eCommerce sales due to changing consumer spending habits may also impact these numbers.

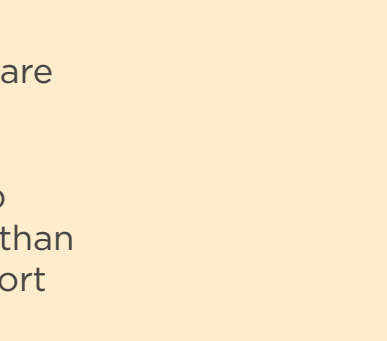
#### Big eCommerce Brands in the Spotlight



15%  
of the top 500 eCommerce retailers received a lawsuit so far in 2024

eCommerce and restaurant/food websites offering online ordering face the most lawsuits. Their complex search, filters, inputs, interactive elements, and other functionalities tend to be the most complicated to make accessible and easiest for a plaintiff to find.

#### Websites in Focus, Mobile Lawsuits Decline



In 2024, lawsuits focus on websites because they are easy to test and document.

99% of cases claim accessibility issues on desktop websites. There are fewer video and app lawsuits than in previous years. Meanwhile, defense lawyers report increasing amounts of demand letters.

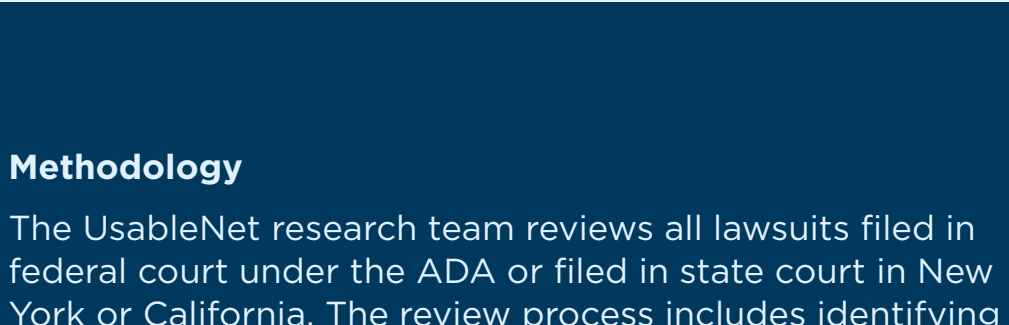
**Platform**

Platform	Total Percent
Desktop Websites	99%
Mobile Websites	1%
Mobile Apps	0%
Video Accessibility	0%
Combined Web & App	0%
<b>Grand Total</b>	<b>100%</b>

#### Widget Woes: Over 20% of Lawsuits Hit Sites Using Widgets in 2024



Number of 2024 cases filed against companies using widgets or overlay features on their websites



Lawsuits filed against companies using accessibility widgets are growing. We track whether a website uses a widget on the day the plaintiff files it. Over the same period, plaintiffs filed 503 lawsuits against websites with active widgets so far in 2024, compared to 449 suits in 2023.

**Methodology**

The UsableNet research team reviews all lawsuits filed in federal court under the ADA or filed in state court in New York or California. The review process includes identifying whether a digital property, including websites, mobile, and video, is the claim's subject. This rigorous review process ensures provide the most up-to-date information for planning digital accessibility initiatives.

**Source**

Data is based on UsableNet's research team's collection across multiple legal sources from January 1, 2024, to June 23, 2024.

A trusted partner can help you improve accessibility and reduce legal risk. [Contact us](#) for a free consultation with an accessibility expert.

Get a free evaluation of your website against the latest accessibility standard (WCAG 2.2)

**Test with UsableNet AQA**