

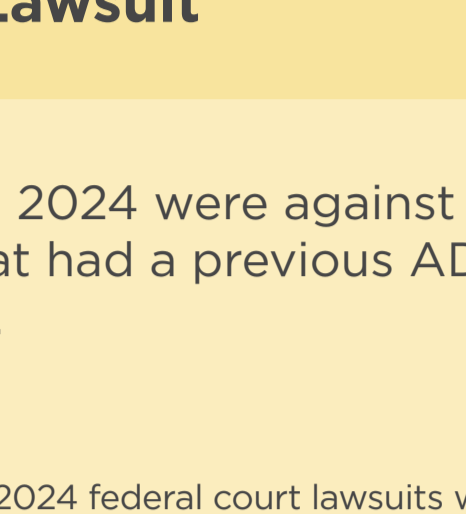
## 2024 YEAR END REPORT

### ADA Digital Accessibility Lawsuit Trends Involving: Websites, Mobile, or Video

For more than six years, the UsableNet research team has tracked and documented digital accessibility lawsuits involving websites, mobile apps, and video content. This report covers all cases filed across the 11 federal circuit courts under the ADA plus cases filed in key individual state courts including New York and California, highlighting the latest trends as of December 2024. Data and images may be shared with attribution to UsableNet and a link to [www.usablenet.com](http://www.usablenet.com).

### Another 4,000 Plus Cases in 2024

**40%**  
Lawsuits in New York and California state courts

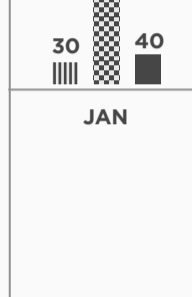


**60%**  
Lawsuits in federal courts

UsableNet reviewed more than 4,000 ADA lawsuits related to digital properties in 2024, including 1,600 filed in state courts and 2,400 in federal courts. While federal filings experienced a slight decline from last year, state-level lawsuits in New York and California continued to grow, reflecting a shift toward state-specific venues. This trend underscores the growing urgency for businesses to prioritize accessibility and address evolving legal risks.

### Act Fast Before Your Next Lawsuit

961 lawsuits in 2024 were against companies that had a previous ADA digital lawsuit.



**41%**  
of all 2024 federal court lawsuits were against companies that had already faced a previous lawsuit.

Companies that have previously faced a digital accessibility lawsuit often become targets for additional ones. New cases may come from different plaintiffs, target sister brands or parent companies, or even focus on the same website. The bottom line? If a company's website, app, or other digital content is inaccessible, it is at risk of additional lawsuits. Act quickly after receiving a lawsuit to address accessibility issues and mitigate future risks.

### New York Federal and State Far Surpass the Rest

New York consistently leads California and Florida in ADA digital lawsuits across federal and state courts. Companies doing business in New York can face lawsuits there, regardless of where they are headquartered. With courts accepting cases against websites without physical locations and many active plaintiffs and firms based in the state, New York generates significantly higher filing volumes than any other state.

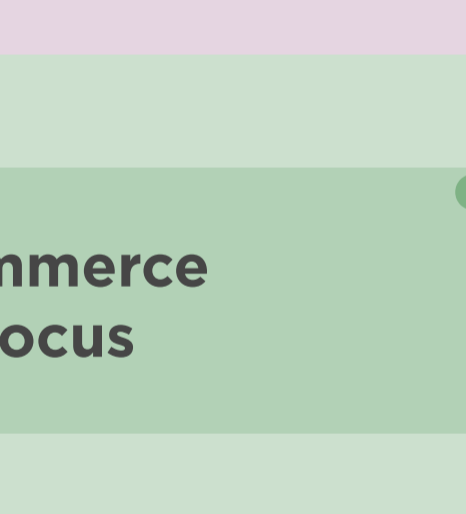
Number of 2024 cases filed in California, New York, and Florida



### Industry Leaderboard

Companies with eCommerce on their websites face a higher risk of lawsuits than those in other industries.

**23%**  
Other industries



**77%**  
eCommerce

Industry	Total Percent
eCommerce	77%
Food Service Industry	11%
Education	2%
Healthcare	2%
Entertainment & Leisure	2%
Fitness & Wellness	2%
Travel/Hospitality	2%
Other	1%
Banking/Financial	< 1%
Digital Media & Agencies	< 1%
Real Estate Agencies & Properties	< 1%
Automotive	< 1%
Insurance	< 1%
Self-Service	< 1%
Telecommunications	< 1%
<b>Grand Total</b>	<b>100%</b>

Why eCommerce? eCommerce in this context includes direct-to-consumer brands, brick-and-mortar retailers with eCommerce, consumer brands, and manufacturers selling directly to consumers. Frequent updates and complex website functionality make eCommerce particularly vulnerable to accessibility challenges for screen reader users.

### Small Businesses Are Targets

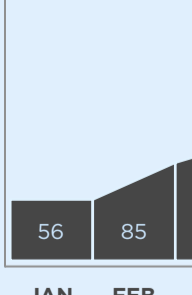
Most companies receiving lawsuits have annual revenue under \$25 million. Due to their sheer numbers, smaller businesses account for a higher percentage of claims, while large companies with numerous websites and brands are more likely to face repeated lawsuits over time.

Cases filed among businesses with less or more than \$25M revenue in the 2024

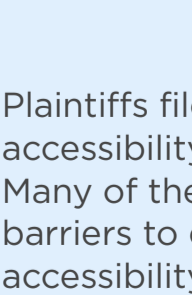


This trend reflects a natural progression after years of lawsuits. Many large companies have already faced claims and implemented accessibility programs, leading plaintiffs to focus on smaller businesses.

### Large eCommerce Brands in Focus



**30%**  
of the top 500 eCommerce retailers faced lawsuits in 2024, totaling 150 cases.



**82%**  
of the top 500 eCommerce retailers, or 411 companies, have faced ADA-related digital lawsuits since 2018.

Large eCommerce sites are complex, which makes it difficult to maintain a high level of accessibility at all times. These sites are dynamic and the code and content change frequently. For these reasons, even the most sophisticated eCommerce teams can struggle with digital accessibility.

### Leading ADA Law Firms

The top 10 plaintiff law firms account for 77% of all federally and state courts filed cases; in contrast, the top ten defense law firms represent less than 10% of federal cases.

	DEFENDANT LAWYERS <i>"We will defend you, but you should be accessible."</i>	PLAINTIFF LAWYERS <i>"We will sue you if you do not provide an accessible website."</i>
1	STEIN & NIEPONENT LLP	MIZRAHI KROUB LLP
2	DENTONS US LLP	STEIN SAKS, PLLC
3	MORGAN, LEWIS & BOCKIUS LLP	GOTTLIEB & ASSOCIATES PLLC
4	O'HAGAN MEYER LLC	GABRIEL A. LEVY, P.C.
5	JACKSON LEWIS P.C.	MANNING LAW, APC
6	KARLIN LAW FIRM, LLP	MARS KHAIMOV LAW, PLLC
7	LEWIS BRISBOIS BISGAARD & SMITH LLP	SHAKED LAW GROUP, P.C.
8	SEYFARTH SHAW LLP	LAW OFFICE OF PELAYO DURAN, PA
9	KAUFMAN DOLOWICH LLP	JOSEPH & NORINBERG LLC
10	BLANK ROME LLP	PACIFIC TRIAL ATTORNEYS

ADA-based lawsuits reveal a striking imbalance: 231 defense law firms with 327 lawyers counter claims from just 49 plaintiff firms and 71 lawyers, highlighting the concentrated nature of plaintiff activity and the importance of businesses taking proactive accessibility measures.

### Accessibility Widgets Offer No Guarantees

In 2024, 1,023 companies with an accessibility widget live on their website received lawsuits.

Number of 2024 cases filed against businesses using widgets on their websites



\*predicted data

Plaintiffs filed lawsuits against over 1,000 businesses with an accessibility widget live on their site at the time of the claim. Many of these lawsuits cited the widget's features as barriers to equal access, WCAG violations, and other web accessibility issues.

#### Methodology

The UsableNet research team tracks and documents all digital accessibility lawsuits involving websites, mobile apps, and video content. This report covers all cases filed across the 11 federal circuit courts under the ADA plus cases filed in key individual state courts including New York and California, highlighting the latest trends as of December 2024. This process enables UsableNet to provide our clients with the most current advice for planning digital accessibility initiatives.

#### Source

Data is based on UsableNet's research team's collection across multiple legal sources from January 1, 2024, to December 9, 2024.

A trusted partner can help you improve accessibility and reduce legal risk. Contact us for a free consultation with an accessibility expert.

Get a free evaluation of your website against the latest accessibility standard (WCAG 2.2)

[Test with UsableNet AQA](#)